



# Porter Middle School

2510 Central Avenue  
Missoula, MT 59804

**Grades Served:** 6-8

**Student Enrollment:** 575

**Per Pupil Expenditures:** \$13,025.68

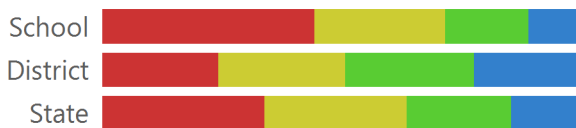
## Montana Accountability System

As required under the Every Student Succeeds Act (ESSA), Montana developed an accountability system to meaningfully differentiate schools by the support needed.

**Schools are identified as one of the following:**

- Comprehensive Support & Improvement (CSI) Schools
- Targeted Support & Improvement (TSI) Schools
- Additional Targeted Support & Improvement (ATSI) Schools
- Universal Support Schools

### Mathematics



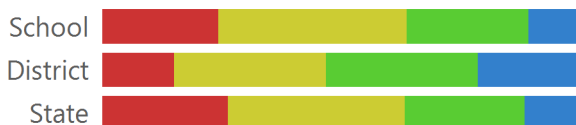
	Novice	Nearing Proficient	Proficient	Advanced
School	44%	27%	17%	11%
District	24%	26%	27%	23%
State	34%	30%	22%	15%

### Reading



	Novice	Nearing Proficient	Proficient	Advanced
School	28%	27%	32%	13%
District	20%	21%	32%	27%
State	30%	24%	29%	17%

### Science



	Novice	Nearing Proficient	Proficient	Advanced
School	24%	39%	25%	11%
District	15%	32%	32%	22%
State	26%	37%	25%	12%

[Click here for more detail about Student Achievement](#)

**Due to rounding, percentages on each page may not add up to 100%.**

**An asterisk ( \* ) indicates this number has been suppressed for student privacy and security reasons ([Privacy & Security Details](#)).**

}  
}  
}

## School Accountability Designation

### Additional Targeted Support

#### Report Card Definitions & Methodology

**Due to rounding, percentages on each page may not add up to 100%.  
An asterisk ( \* ) indicates this number has been suppressed for student privacy and security reasons ([Privacy & Security Details](#)) or the data was either not available or could not be reported. For more information about why data may not be available or reported, visit the [Report Card Information page](#).**

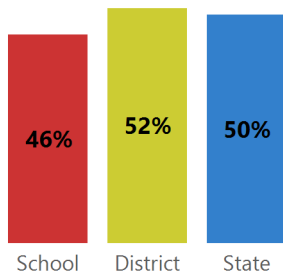
[Click here for more detail about Accountability](#)

## Student Achievement Scores

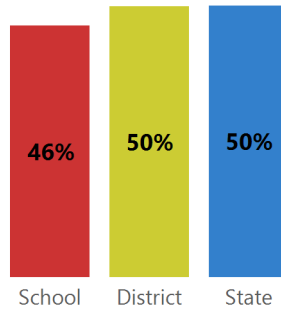
 Novice  Nearing Proficient  Proficient  Advanced

**Due to rounding, percentages on each page may not add up to 100%.  
An asterisk ( \* ) indicates this number has been suppressed for student privacy and security reasons ([Privacy & Security Details](#)).**

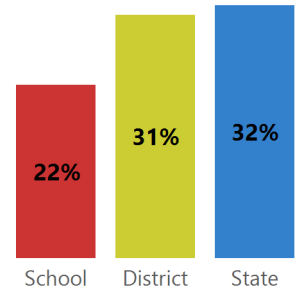
% of students showing progress in Reading



% of students showing progress in Mathematics



% of English Learners showing progress toward English proficiency

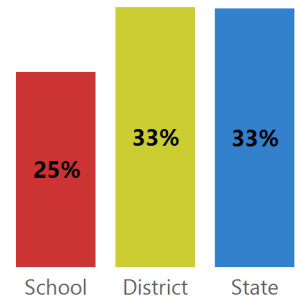


### English Learners

# English Learners	44
# Assessed	39
# Achieved Proficiency	*
# Progress Eligible	2,036
% Achieved Proficiency	*
% Students Showing Progress on the EL Assessment	22 %

% of students with at least 95% attendance for the entire school year

[Click for more information on Attendance](#)



Due to rounding, percentages on each page may not add up to 100%.

An asterisk ( \* ) indicates this number has been suppressed for student privacy and security reasons ([Privacy & Security Details](#)).

---

## Student Achievement Progress Scores

---

## School Attendance

---

## Educator Qualifications

[Click here for details on Educator Qualifications \(inexperienced educators, emergency provisional licenses, educators working out of field\)](#)

---

## School Quality, Climate, and Safety

Source: Civil Rights Data Collection as published by the US Department of Education Office of Civil Rights.

An asterisk ( \* ) indicates this number has been suppressed for student privacy and security reasons ([Privacy & Security Details](#)).

[Click here for details on Montana Civil Rights Data Collection](#)

---

## School Finance

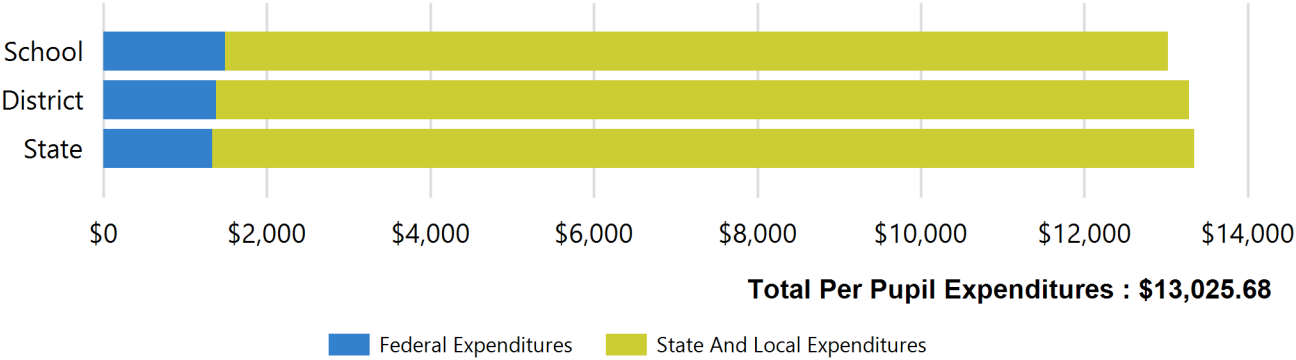
---

Due to rounding, percentages on each page may not add up to 100%.

An asterisk ( \* ) indicates this number has been suppressed for student privacy and security reasons ([Privacy & Security Details](#)).



Per Pupil Expenditures for Porter Middle School



[Click here for more details on Per Pupil Expenditures](#)